

**McPherson County Public Works
Revocable Entrance Application/Permit**

Permit No. _____

Part A : To be filled out by applicant:

Name: _____ Date: _____

Address: _____ Phone: _____

Reason for request: 1. New Residence: _____ 2. Existing Residence: _____ Field Entrance: _____

4. Other, explain: _____

Is this the first entrance to this property? Yes _____ No _____ Is proposed new entrance site marked with a flag? Yes _____
No _____, if No, applicant shall mark before inspected by County.

Location of Entrance: On Road _____ Side of Road (N),(S),(E), or (W) _____

In Section _____ Township _____

Signature of Applicant: _____ Date: _____

Upon approval, the applicant agrees to the guidelines and specifications set forth in McPherson County's policy on Driveway and Field entrances found on the back of this applications. Applicant shall contact the McPherson County Public Works @ 620-241-0466 when installation of culvert is completed for our final inspection.

Part B: General Requirements:

1. Head walls on culverts shall not be allowed.
2. All culverts shall have end sections or beveled ends with the side slopes at culvert end shall be 2.5 : 1 or flatter
* Minimum lengths needing to be added to iron pipe for each beveled end (18" - 2.5'), (24" - 4'), (30" - 5'), (36" - 6')
3. Minimum driveway top must by 24 feet.
4. Minimum opening size of culvert is 18 inch diameter.
5. No roadside obstacles will be allowed, see mail box standards if installing a new mail box.
6. Entrance culvert shall not impede the existing flow of ditch.

Part C: Review section for McPherson County Public Works:

Location: Approx. _____ feet, _____ North, _____ East from the intersection of _____ Road and _____ Avenue

Estimated Drainage: _____ acres, Talbots Constant _____

Minimum Size of culvert required: _____ Diameter X _____ Length, (* length for end sections or beveled ends not included)

Is there adequate headroom in ditch for culvert size? _____ Better location for culvert? _____ Does ditch need cleaned? _____

Is location suitable for a mound entrance? 1. Yes _____ 2. No _____

Recommended shape of culvert: 1. Round _____ 2. Arched _____ 3. Oval _____

Recommended composition of culvert: 1. Corrugated Metal _____ 2. Steel _____ 3. Concrete _____

Sight Distance: Right _____ feet, Left _____ feet, Distance to other culverts _____ feet _____ diameter

Remarks: _____

This entrance was checked by: _____ Date: _____

Approved by: _____ Date: _____

Public Works Director

McPHERSON COUNTY, KANSAS

RESOLUTION NO. 90.2

FIELD ENTRANCES ENTERING ONTO COUNTY ROADS

Whereas, it is deemed to be in the best interest of McPherson County to adopt a policy for field entrances entering onto county roads.

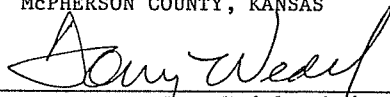
Whereas, Landowners of field entrances be responsible for their own surfacing and potholes that is between the county road right-of-way to the edge of travel way of road.


Be it therefore resolved that

1. McPherson County will provide one access or field entrance per tract of land owned by a single property owner unless said tract of land is separated by an impassable stream or river as provided by the required culvert permit. Any entrances available from side roads will be considered as an access or entrance.
2. That any entrances Landowners may want, will require a culvert permit from the County Public Works Office, as to size and length required, also condition of culvert or material used for culvert.
3. McPherson County will install any entrance that is requested by Landowner and the cost of the culvert and installation by county forces be charged to the Landowner as set by the County Public Works Department.
 - 3a. The width of the entrance within the right-of-way shall be 24 feet and a minimum 18 inch diameter culvert shall be required at the established ditch flow line.
4. McPherson County will adjust any Field entrance to the edge of road where it has cause to be done of adding 2 inches or more of material to the county road.
5. McPherson County will keep the culvert and ditch clean for drainage where or when deemed necessary.
6. McPherson County will replace an existing culvert or plug that is removed during ditch cleaning operations provided a permit has been obtained and recorded at the County Public Works Office.
7. This Resolution supercedes Resolution 87-17.

Dated this 18 day of January, 1990.


BOARD OF COUNTY COMMISSIONERS OF
McPHERSON COUNTY, KANSAS


Tony Wedel, Chairman


John C. Magnuson, Member

Dean Bacon, Member

ATTEST:


Susan Henson, County Clerk